



# Discover FREEDOM

**ADB**  
Lighting Technologies



# FREEDOM. A wealth of powerful

## 1 Integrated 10.1" LCD Touch screen

- Virtual keys
- Virtual wheels
- Full screen colour picker
- Gobo picker
- Gel picker (for scrollers)

## 2 Touch screen display access

5 dedicated keys for fast related content display on the internal touch screen:

- Sequence
- Submasters
- Channels
- Moving light control
- User defined screen layout

## 3 Submasters

- Linear mode to control parameters with faders
- Assign keys to assign channels to the subfader, and to load Channels, Groups, Presets, Looks, Palettes and Chasers
- Fader Banks and Pages organisation
- Chaser facilities such as second subfader as speed control master or Tap tempo feature
- Direct Edit Submaster Field: Hold down assign button on console, and after 2 seconds the Field Editor on the Submasters Controller will switch display to that Submaster. While holding the assign button you can edit the Submaster Field content.

## 4 Action keys

Use the action features to create specific buttons for light control, CD functionalities, MIDI commands, etc.


## 5 Direct access and Navigation

Go directly to the Patch window, switch between subscreens over all screens, edit every object, or browse any show using the navigation keys and the insert and delete buttons.

## 6 Attribute group keys

Offers a very quick way to:

- Access attribute control display on the touch screen
- Record Palettes
- Assign special times and delays to parameters



## 7 Record/Update keys

The location of these keys lets the user record any object very quickly with one hand.

Simply push Record to build a sequence, starting with the first free memory, with filtered options.

Use the Look key to directly record a snapshot of the lighting state in a Subfader.

## 8 Master playback

Manual Crossfade or Automatic Crossfade with the Go button.

Stepping in the sequence can be achieved with the SEQ - and SEQ + keys.

The Jump key permits movement directly to another point in the sequence.

Assign In & Out Times as well as special times for intensity values or parameters with a minimal combination of keystrokes.

# features at your fingertips



## 9 Keypad

- RPN or "AT Mode" to select and control channels
- Fetch key to copy levels from a Cue
- Status information LCD
- Channel selection: +, -, Thru, +%, -%, At Level, All and Invert commands
- Direct Frame (Gel String Colour) key
- Direct Numeric entry for Sequence
- Undo key


## 10 Trackball

A super smooth large size trackball – holding the [C/ALT] button while scrolling allows very precise control. The Trackball is also usable as a mouse.

## 11 Wheels

Progressive wheels, which means the end of switching between normal and fine modes every time. The wheel simply 'listens' to the operator's action. The Push Wheel function opens a list for a stepping parameter, allowing you to scroll inside and validate. The LCD provides status information.







# FREEDOM. A new generation of control for a new world of lighting

FREEDOM from ADB Lighting introduces a new generation of intuitive and creative control for every type of light. Fully equipped for today's fast evolving lighting world, the compact but powerful FREEDOM integrates generics, moving lights, LEDs, video servers and more.

FREEDOM combines ADB's proven product durability with the latest and most exciting blend of software and hardware in our history.

For theatre, opera, television and many other applications, it can support up to 2,048 channels and 32 universes. External touch screens can expand the capacity of the one that's built in. An array of interfaces makes working simultaneously with different network protocols simple.

## Fully Intergrated Management

FREEDOM provides fully integrated management of scrollers and gel strings, while the motion section's push wheels and dedicated keys make programming hundreds of moving lights intuitive and flexible.

The 24 physical subfaders (192 in total, organised over 8 banks of 24) with flash and assign keys allow you to load or select content without confusion. Editing content is simple, too, and even beginners can programme a show on the fly – making FREEDOM as fast for novices as it is for experts.



ADB's brand new HATHOR software is based on the 'what you see is what you get' concept, providing a friendly and safe programming environment that's much faster than encoding a show with a control desk based on the editor concept.

Based on a typical theater sequence linked to a master Playback, FREEDOM provides a traditional keypad with every classic tool such as +, -, Thru, Invert, All, and @level.

## User Friendly Graphic Interface

With a clear, user friendly and customisable graphic interface, HATHOR software always presents essential show data on the main screen, letting the operator focus on the show and the stage.

Operators can store and recall personal configurations and context-specific displays. Controllers and editors can be docked either side of the screen ready to become fly-outs, and individual dynamic zoom of all editors and browsers provides immediate control of the user interface. With external touch screens, programming complex shows is even faster with a wealth of information on display.

Simultaneous access to all the information and data a lighting designer or director requires, and the many recording options for memories and pallets, allows FREEDOM to meet all your show production needs.




## Powerful device tools

- Colour Picker.
- Parameter entries in % or in degrees. Because Pan and Tilt are positional values, the operator can choose to display degrees values instead of traditional % values.
- Pan/Tilt invert functions on input (without any consequences for show data).
- Replace Fixture function to exchange one device for another one of a different type.
- Copy Attributes command to copy parameter's data from one luminaire to others of the same type.
- Complete Device Builder included, with direct access and Live template modifications and check.
- Extensive Factory Template Library as well as user definable templates with 16 bit resolution for any parameter and intensities.

## Colour scroller tools

- Gel strings builder with colour filters images and manufacturer references.
- Individual frame calibration.
- Live gel string modification and check.
- Direct access with frame button or gel picker.



## Channel Box Display

Channel levels (on stage and for the incoming step) and Scrollers and Moving Light information are clearly displayed.

Thanks to the channel box display, the operator always knows the colour in place, and if some parameters are changing live, even if the channel's intensity is at zero %, without opening menus or leaving the main screen. Incoming levels and parameters values are always easily accessible.

Thanks to the "Move in Black" feature (set as default by preference), the operator knows the next colour that's set up and can send the next Cue with peace of mind.

# Technical Specifications

## Available Control Protocols

RDM, ArtNET, Sandnet, Pathport, sACN, and many others and ACN E1.31 ready.

## Control Channels

32 Universes (16,384 parameters) and 120/240/360/512/1024/2048 multi-parameter lighting instruments.

## Playbacks

- 1 Grandmaster with Blackout key.
- 24 physical Submasters with assign key and Flash key.
- Modes: Solo / Inhibit / Focusing / Rubberband & Auto-execute look.
- Loading possibilities: Channels, Groups, Presets, Looks.
- Chasers, Attributes and Palettes.
- 1 Master Playback 100 mm (Sequential Theatrical Crossfade).
- GO / GO BACK / PAUSE / Jump / SEQ- & SEQ + keys.
- 1 Intensity / Speed control wheel.

## Moving Light Controls

- 4 rotary Wheels with Pushbutton function.
- 1 Trackball 50 mm.

## Internal 10.1" Colour Touch Screen

- Dedicated Screens and User Screen with four Subscreens allow standalone usage, perfect for stage installation and ideal for the road.

## External Touch Screens

- Up to 4 external touch screens
- Four sub-screens per monitor
- Unlimited user screen layouts, with infinite possibilities to organize screens, and Store and Load functions (User Layouts)
- Split function: one monitor becomes two or three

## Operational features

- RPN (Reverse Polish Notation) and "AT Mode" user set input style
- ISIS/ASCII/SAFARI Compatibility
- Track Window allows editing of cues via Editor for Instrument parameters and intensities. Times and values can be edited, by numeric entry or by using Palette menus
- Track Frame allows displaying and editing of Frame information for the whole show

- Channel and Dimmer Live Test
- Cue organization by Free Sequence using Presets as reference, or Cue List
- Drag'n'drop to copy/paste or move steps (cues) in the sequence
- Each step (cue) can be edited Live or Blind, channel by channel and parameter by parameter for values and times
- Recording possibilities: Direct or Drag'n'drop / Filters
- Tracking mode or non-tracking mode for intensity in a Cue Sequence, defined by the user
- Tracking mode for fixture's parameters with history background, editing and clean-up functions
- Park function
- Undo function
- Fetch command to copy filtered parameter's data or intensities from one cue in the list to stage for a selection of instruments
- Play (show) browser allowing:
  - Browsing and editing of shows not currently loaded
  - Importing any element from the browsed show to the current one

## Connections

- 4 DMX512 XLR 5 pin female
- 1 DMX512 XLR 5 pin male
- 1 Ethernet RJ45
- 1 D-Sub connector – 8 external lines for remote triggering
- 6 USB ports + 1 USB located on front panel
- 1 Audio In XLR 3 pin female
- 1 DVI video connector
- 1 VGA video connector
- 2 Desk lamp supply: 12 V – 400 mA – 5W XLR 3 pin female, dimmable.
- 1 PS2 port
- 1 S.A.T.A. port
- 1 DB15 connector allowing one 24 subfaders extension module

## Power Requirements

Power supply cable: CEE22 connector  
Power supply: 50/60 Hz, 100 - 240 V, 7 A - 3.5 A

## Physical Specifications

Dimensions: 920 × 482 × 204 mm  
Weight Console: 18 kg  
Operating temperature range: from + 5 °C to + 35 °C.  
Humidity: relative humidity < 95% non-condensing



ADB - Your Partner for Light

Belgium	<b>N.V. ADB-TTV Technologies S.A.</b> (Group Headquarters) Leuvensesteenweg 585, B-1930 Zaventem Tel : +32.2.709.32.11, Fax : +32.2.709.32.80, E-Mail : <a href="mailto:adb@adblighting.com">adb@adblighting.com</a>
France	<b>ADB S.A.S.</b> <b>Sales Office:</b> 92, Avenue Jean Jaurès F-92120 Montrouge Tel : +33.1.41.17.48.50, Fax : +33.1.42.53.54.76, E-Mail : <a href="mailto:adb.fr@adblighting.com">adb.fr@adblighting.com</a> <b>Factory &amp; Group Logistics Centre:</b> Zone industrielle Rouvroy F-02100 Saint-Quentin Tel : +33.3.23.06.35.70, Fax : +33.3.23.67.66.56, E-Mail : <a href="mailto:adb.fr@adblighting.com">adb.fr@adblighting.com</a>

**ADB**  
Lighting Technologies

[www.adblighting.com](http://www.adblighting.com)