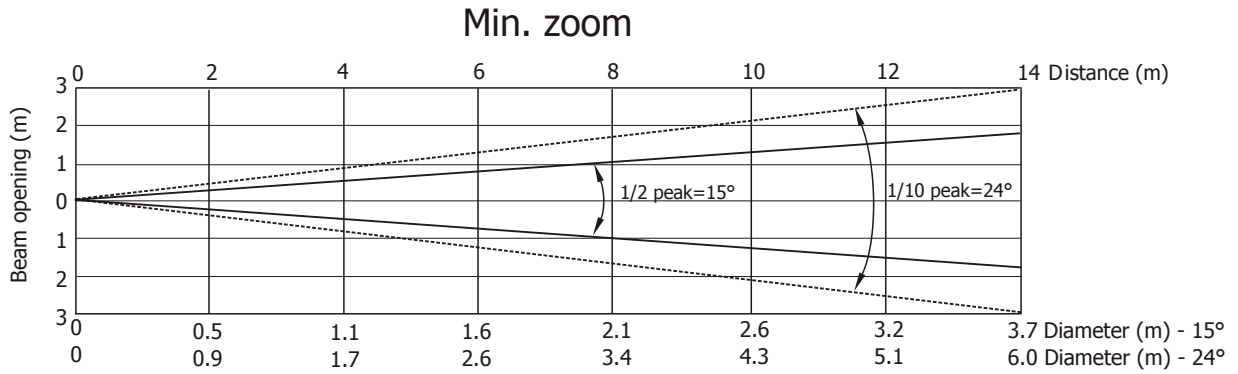


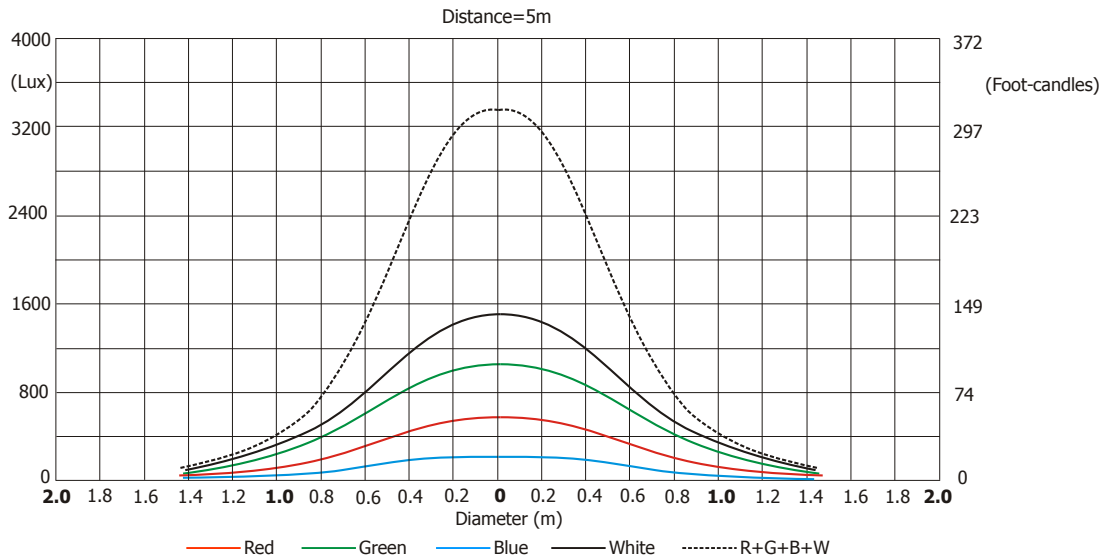
# Robin 600 LEDWash

## Photometric Diagram



| Distance (m) | 2          | 4         | 5        | 6        | 8        | 10     | 12     | 14     |                                       |
|--------------|------------|-----------|----------|----------|----------|--------|--------|--------|---------------------------------------|
| Red          | 3831/356   | 958/89    | 613/57   | 426/40   | 240/22   | 153/14 | 106/10 | 78/7   | Intensity (center)<br>Lux/Footcandles |
| Green        | 6775/629   | 21694/157 | 1084/101 | 753/70   | 423/40   | 271/25 | 188/18 | 138/13 |                                       |
| Blue         | 1288/120   | 322/30    | 206/19   | 143/13   | 81/8     | 52/5   | 36/3   | 26/2.4 |                                       |
| White        | 9550/887   | 2387/222  | 1528/142 | 1061/99  | 597/56   | 382/36 | 265/25 | 195/18 |                                       |
| R+G+B+W      | 20875/1939 | 5218/485  | 3340/310 | 2319/216 | 1305/121 | 835/78 | 580/54 | 426/40 |                                       |

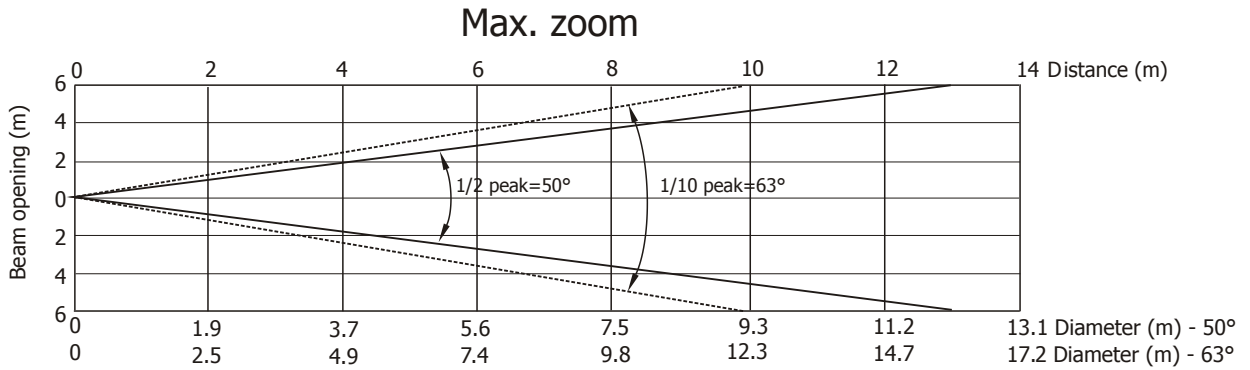
### Illuminance distribution



Total output (max.): 4910 lm

# Robin 600 LEDWash

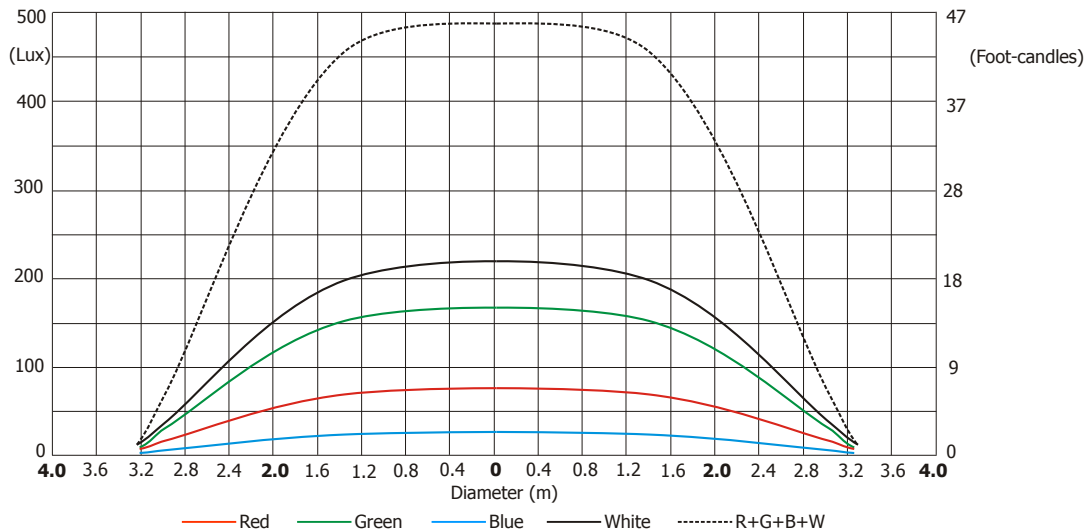
## Photometric Diagram



| Distance (m) | 2        | 4      | 5      | 6      | 8      | 10     | 12     | 14     |                                       |
|--------------|----------|--------|--------|--------|--------|--------|--------|--------|---------------------------------------|
| Red          | 544/51   | 136/13 | 87/8   | 60/6   | 34/3   | 22/2   | 15/1.4 | 11/1   | Intensity (center)<br>Lux/Footcandles |
| Green        | 1031/96  | 258/24 | 165/15 | 115/11 | 65/6   | 41/4   | 29/3   | 21/2   |                                       |
| Blue         | 200/19   | 50/5   | 32/3   | 22/2   | 13/1.2 | 8/0.7  | 6/0.5  | 4/0.4  |                                       |
| White        | 1338/124 | 334/31 | 214/20 | 149/14 | 84/8   | 54/5   | 37/4   | 27/2.5 |                                       |
| R+G+B+W      | 3038/282 | 759/71 | 486/45 | 338/31 | 190/18 | 122/11 | 84/8   | 62/6   |                                       |

### Illuminance distribution

Distance=5m



Total output (max.): 8300 lm